

C 1.- Mounting Hardware





C 1.1.- Mounting Hardware for Seating Systems

All hardware used to mount the solid seats and solid backs are steel: most components being stainless steel. The metal is first treated to retard rusting and then oxy coated with a black finish to provide a more appealing appearance.

The choice of metal used was based on tensile strength and the overall durability/longevity it would provide. The decision to oxy coat in black was so the brackets matched our attaching fasteners (nuts, bolts and washers) which are also black oxy coated stainless steel. This is done to improve the appearance of our finished product by having all brackets and fasteners blend in with the seating system.

C 1.1.1.- Mounting Hardware Kits for Seating Systems

C 1.1.1.1.- Standard Duty Mounting Hardware Kits (Brackets and Fasteners)







Model	Description
 <p style="text-align: center;">HSA</p>	<p>Standard Duty 4ea. L-Brackets w/4 holes, 4ea. J-Hooks w/ 1 counter sunk hole & 4ea. Horseshoe clamps for 1” tubing</p>
 <p style="text-align: center;">HSB</p>	<p>Standard Duty 4ea. L-Brackets w/4 holes, 4ea. J-Hooks w/ 3 counter sunk holes & 4ea. Horseshoe clamps for 1” tubing</p>
 <p style="text-align: center;">HSC</p>	<p>Standard Duty 4ea. L-Brackets w/4 holes, 4ea. J-Hooks w/ 7 counter sunk holes & 4ea. Horseshoe clamps for 1” tubing</p>
 <p style="text-align: center;">HSD</p>	<p>Standard Duty 4ea. L-Brackets w/7 holes, 4ea. J-Hooks w/ 1 counter sunk hole & 4ea. Horseshoe clamps for 1” tubing</p>

“If you don’t see it.... Contact Us”

BioDynamics Ltd – 160 Terminal Dr. – Plainview, New York 11803 – www.BioDynamics.us

E-Mail: quote@BioDynamics.us Fax: 516.349.9229 - 866.659.2345 Voice: 516.777.2222 - 866.669.2345

© BioDynamics Ltd.2010. All rights reserved. Total or partial reproduction prohibited, except if used as a Reference of BioDynamics Products.







 <p style="text-align: center;">HSE</p>	<p>Standard Duty 4ea. L-Brackets w/7 holes, 4ea. J-Hooks w/ 3 counter sunk holes & 4ea. Horseshoe clamps for 1” tubing</p>
 <p style="text-align: center;">HSF</p>	<p>Standard Duty 4ea. L-Brackets w/7 holes, 4ea. J-Hooks w/ 7 counter sunk holes & 4ea. Horseshoe clamps for 1” tubing</p>
 <p style="text-align: center;">HSG</p>	<p>Standard Duty 4ea. 1” fixed Drop Hooks & 4ea. Horseshoe clamps for 1” tubing</p>
 <p style="text-align: center;">HSH</p>	<p>Standard Duty 4ea. 2” fixed Drop Hooks & 4ea. Horseshoe clamps for 1” tubing</p>
 <p style="text-align: center;">HIS</p>	<p>Standard Duty 4ea. fixed Flush Mount brackets for 1” tubing</p>
 <p style="text-align: center;">HSJ</p>	<p>Standard Duty 4ea. L-Brackets w/4 holes, 4ea. J-Hooks w/ 1 counter sunk hole & 4ea. Horseshoe clamps for 7/8” tubing</p>

“If you don’t see it... Contact Us”

BioDynamics Ltd – 160 Terminal Dr. – Plainview, New York 11803 – www.BioDynamics.us

E-Mail: quote@BioDynamics.us Fax: 516.349.9229 - 866.659.2345 Voice: 516.777.2222 - 866.669.2345

© BioDynamics Ltd.2010. All rights reserved. Total or partial reproduction prohibited, except if used as a Reference of BioDynamics Products.

 <p style="text-align: center;">HSK</p>	<p>Standard Duty 4ea. L-Brackets w/4 holes, 4ea. J-Hooks w/ 3 counter sunk holes & 4ea. Horseshoe clamps for 7/8" tubing</p>
 <p style="text-align: center;">HSL</p>	<p>Standard Duty 4ea. L-Brackets w/4 holes, 4ea. J-Hooks w/ 7 counter sunk holes & 4ea. Horseshoe clamps for 7/8" tubing</p>
 <p style="text-align: center;">HSM</p>	<p>Standard Duty 4ea. L-Brackets w/7 holes, 4ea. J-Hooks w/ 1 counter sunk hole & 4ea. Horseshoe clamps for 7/8" tubing</p>
 <p style="text-align: center;">HSN</p>	<p>Standard Duty 4ea. L-Brackets w/7 holes, 4ea. J-Hooks w/ 3 counter sunk holes & 4ea. Horseshoe clamps for 7/8" tubing</p>
 <p style="text-align: center;">HSO</p>	<p>Standard Duty 4ea. L-Brackets w/7 holes, 4ea. J-Hooks w/ 7 counter sunk holes & 4ea. Horseshoe clamps for 7/8" tubing</p>
 <p style="text-align: center;">HSP</p>	<p>Standard Duty 4ea. 1" fixed Drop Hooks & 4ea. Horseshoe clamps for 7/8" tubing</p>

"If you don't see it... Contact Us"




BioDynamics Ltd – 160 Terminal Dr. – Plainview, New York 11803 – www.BioDynamics.us

E-Mail: quote@BioDynamics.us Fax: 516.349.9229 - 866.659.2345 Voice: 516.777.2222 - 866.669.2345

© BioDynamics Ltd.2010. All rights reserved. Total or partial reproduction prohibited, except if used as a Reference of BioDynamics Products.

 <p style="text-align: center;">HSQ</p>	<p>Standard Duty 4ea. 2" fixed Drop Hooks & 4ea. Horseshoe clamps for 7/8" tubing</p>
 <p style="text-align: center;">HSR</p>	<p>Standard Duty 4ea. fixed Flush Mount brackets for 7/8" tubing</p>

C 1.1.1.2.- Heavy Duty Mounting Hardware Kits (Brackets and Fasteners)







Model	Description
 <p style="text-align: center;">HHA</p>	<p>Heavy Duty 4ea. L-Brackets w/4 holes, 4ea. J-Hooks w/ 1 counter sunk hole & 4ea. Horseshoe clamps for 1" tubing</p>
 <p style="text-align: center;">HHB</p>	<p>Heavy Duty 4ea. L-Brackets w/4 holes, 4ea. J-Hooks w/ 3 counter sunk holes & 4ea. Horseshoe clamps for 1" tubing</p>
 <p style="text-align: center;">HHC</p>	<p>Heavy Duty 4ea. L-Brackets w/4 holes, 4ea. J-Hooks w/ 7 counter sunk holes & 4ea. Horseshoe clamps for 1" tubing</p>

"If you don't see it.... Contact Us"

BioDynamics Ltd – 160 Terminal Dr. – Plainview, New York 11803 – www.BioDynamics.us

E-Mail: quote@BioDynamics.us Fax: 516.349.9229 - 866.659.2345 Voice: 516.777.2222 - 866.669.2345

© BioDynamics Ltd.2010. All rights reserved. Total or partial reproduction prohibited, except if used as a Reference of BioDynamics Products.







 <p style="text-align: center;">HHD</p>	<p>Heavy Duty 4ea. L-Brackets w/7 holes, 4ea. J-Hooks w/ 1 counter sunk hole & 4ea. Horseshoe clamps for 1” tubing</p>
 <p style="text-align: center;">HHE</p>	<p>Heavy Duty 4ea. L-Brackets w/7 holes, 4ea. J-Hooks w/ 3 counter sunk holes & 4ea. Horseshoe clamps for 1” tubing</p>
 <p style="text-align: center;">HHF</p>	<p>Heavy Duty 4ea. L-Brackets w/7 holes, 4ea. J-Hooks w/ 7 counter sunk holes & 4ea. Horseshoe clamps for 1” tubing</p>
 <p style="text-align: center;">HHG</p>	<p>Heavy Duty 4ea. 1” fixed Drop Hooks & 4ea. Horseshoe clamps for 1” tubing</p>
 <p style="text-align: center;">HHH</p>	<p>Heavy Duty 4ea. 2” fixed Drop Hooks & 4ea. Horseshoe clamps for 1” tubing</p>
 <p style="text-align: center;">HHI</p>	<p>Heavy Duty 4ea. 1” fixed Flush Mount brackets for 1” tubing</p>

“If you don’t see it.... Contact Us”

BioDynamics Ltd – 160 Terminal Dr. – Plainview, New York 11803 – www.BioDynamics.us

E-Mail: quote@BioDynamics.us Fax: 516.349.9229 - 866.659.2345 Voice: 516.777.2222 - 866.669.2345

© BioDynamics Ltd.2010. All rights reserved. Total or partial reproduction prohibited, except if used as a Reference of BioDynamics Products.




 <p style="text-align: center;">HHJ</p>	<p>Heavy Duty 4ea. L-Brackets w/4 holes, 4ea. J-Hooks w/ 1 counter sunk hole & 4ea. Horseshoe clamps for 7/8" tubing</p>
 <p style="text-align: center;">HHK</p>	<p>Heavy Duty 4ea. L-Brackets w/4 holes, 4ea. J-Hooks w/ 3 counter sunk holes & 4ea. Horseshoe clamps for 7/8" tubing</p>
 <p style="text-align: center;">HHL</p>	<p>Heavy Duty 4ea. L-Brackets w/4 holes, 4ea. J-Hooks w/ 7 counter sunk holes & 4ea. Horseshoe clamps for 7/8" tubing</p>
 <p style="text-align: center;">HHM</p>	<p>Heavy Duty 4ea. L-Brackets w/7 holes, 4ea. J-Hooks w/ 1 counter sunk hole & 4ea. Horseshoe clamps for 7/8" tubing</p>
 <p style="text-align: center;">HHN</p>	<p>Heavy Duty 4ea. L-Brackets w/7 holes, 4ea. J-Hooks w/ 3 counter sunk holes & 4ea. Horseshoe clamps for 7/8" tubing</p>
 <p style="text-align: center;">HHO</p>	<p>Heavy Duty 4ea. L-Brackets w/7 holes, 4ea. J-Hooks w/ 7 counter sunk holes & 4ea. Horseshoe clamps for 7/8" tubing</p>

"If you don't see it.... Contact Us"

BioDynamics Ltd – 160 Terminal Dr. – Plainview, New York 11803 – www.BioDynamics.us

E-Mail: quote@BioDynamics.us Fax: 516.349.9229 - 866.659.2345 Voice: 516.777.2222 - 866.669.2345

© BioDynamics Ltd.2010. All rights reserved. Total or partial reproduction prohibited, except if used as a Reference of BioDynamics Products.

 <p style="text-align: center;">HHP</p>	<p>Heavy Duty 4ea. 1" fixed Drop Hooks & 4ea. Horseshoe clamps for 7/8" tubing</p>
 <p style="text-align: center;">HHQ</p>	<p>Heavy Duty 4ea. 2" fixed Drop Hooks & 4ea. Horseshoe clamps for 7/8" tubing</p>
 <p style="text-align: center;">HHR</p>	<p>Heavy Duty 4ea. 7/8" fixed Flush Mount brackets for 7/8" tubing</p>

"If you don't see it.... Contact Us"

BioDynamics Ltd – 160 Terminal Dr. – Plainview, New York 11803 – www.BioDynamics.us

E-Mail: quote@BioDynamics.us Fax: 516.349.9229 - 866.659.2345 Voice: 516.777.2222 - 866.669.2345

© BioDynamics Ltd.2010. All rights reserved. Total or partial reproduction prohibited, except if used as a Reference of BioDynamics Products.

C 1.1.2.- Mounting Hardware Components for Seating Systems
C 1.1.2.1.- Standard Duty Mounting Hardware Components

HJA

HJB

HJC

HJD

HJE

HJF

HJG

HJH

HJI

HJJ

HJK

HJL

HJM

HJN

HJO

HJP

HJQ

HJR

HJS

HJT

Model	Description
HJA	J Bracket with 1 counter sunk hole
HJB	J Bracket with 3 counter sunk holes
HJC	J Bracket with 7 counter sunk holes
HJD	1" Drop Hook
HJE	2" Drop Hook
HJF	L-Bracket w/4 holes
HJG	L-Bracket w/7 holes
HJH	L-Bracket w/10 holes
HJI	1" Flat Bracket (1hole + 2 grooves)
HJJ	1" L-Bracket (1 hole + 2 grooves)
HJK	Horseshoe clamp for 7/8"
HJL	Horseshoe clamp for 1"
HJM	1" Flush Mount
HJN	1" Flush Mount - 1/2" Drop
HJO	1" Flush Mount - 3/4" Drop
HJP	7/8" Flush Mount
HJQ	7/8" Flush Mount - 1/2" Drop
HJR	7/8" Flush Mount - 3/4" Drop
HJS	L-Bracket Offset base w/7 holes
HJT	L-Bracket Offset base w/4 holes

"If you don't see it... Contact Us"

BioDynamics Ltd – 160 Terminal Dr. – Plainview, New York 11803 – www.BioDynamics.us

E-Mail: quote@BioDynamics.us Fax: 516.349.9229 - 866.659.2345 Voice: 516.777.2222 - 866.669.2345

© BioDynamics Ltd.2010. All rights reserved. Total or partial reproduction prohibited, except if used as a Reference of BioDynamics Products.

C 1.1.2.2.- Heavy Duty Mounting Hardware Components

HKA

HKB

HKB

HKD

HKE

HKF

HKG

HKH

HKI

HKJ

HKK

HKL

HKM

HKN

HKO

HKP

HKQ

HKR

HKS

HKT

Model	Description
HKA	J Bracket with 1 counter sunk hole
HKB	J Bracket with 3 counter sunk holes
HKC	J Bracket with 7 counter sunk holes
HKD	1" Drop Hook
HKE	2" Drop Hook
HKF	L-Bracket w/4 holes
HKG	L-Bracket w/7 holes
HKH	L-Bracket w/10 holes
HKI	1" Flat Bracket (1 hole + 2 grooves)
HKJ	1" L-Bracket (1 hole + 2 grooves)
HKK	Horseshoe clamp for 7/8"
HKL	Horseshoe clamp for 1"
HKM	1" Flush Mount
HKN	1" Flush Mount - 1/2" Drop
HKO	1" Flush Mount - 3/4" Drop
HKP	7/8" Flush Mount
HKQ	7/8" Flush Mount - 1/2" Drop
HKR	7/8" Flush Mount - 3/4" Drop
HKS	L-Bracket w/7 holes, offset base
HKT	L-Bracket w/4 holes, offset base

"If you don't see it... Contact Us"

BioDynamics Ltd – 160 Terminal Dr. – Plainview, New York 11803 – www.BioDynamics.us

E-Mail: quote@BioDynamics.us Fax: 516.349.9229 - 866.659.2345 Voice: 516.777.2222 - 866.669.2345

© BioDynamics Ltd.2010. All rights reserved. Total or partial reproduction prohibited, except if used as a Reference of BioDynamics Products.

C 1.1.2.3.- Quick Release Hardware for Solid Seats and Solid Backs

QRN

QRO

QRP

QRQ

QRR

QRS

QRT

QRU

Model	Description
QRN	Quick Release Hardware, Versalock (4 ea)
QRO	Quick Release Hardware Quickclamp, (2 QC + 2 Horseshoe Clamps) for 1" tubing
QRP	Quick Release Hardware Quickclamp, (2 QC + 2 Horseshoe Clamps) for 7/8" tubing
QRQ	Knob Mounting Hardware for Seat (2 ea.) and 2ea. L-Brackets w/4 holes, 2ea. J-Hooks w/ 1 counter sunk hole & 2ea. Horseshoe clamps for 1" Seat tubing
QRR	Knob Mounting Hardware for Back (2 ea.) and 2ea. L-Brackets w/4 holes, 2ea. J-Hooks w/ 1 counter sunk hole & 2ea. Horseshoe clamps for 1" Back tubing
QRS	Knob Mounting Hardware for Seat (2 ea.) and 2ea. L-Brackets w/4 holes, 2ea. J-Hooks w/ 1 counter sunk hole & 2ea. Horseshoe clamps for 7/8" Seat tubing
QRT	Knob Mounting Hardware for Back (2 ea.) and 2ea. L-Brackets w/4 holes, 2ea. J-Hooks w/ 1 counter sunk hole & 2ea. Horseshoe clamps for 7/8" Back tubing
QRU	Grenade Pin for Flush Mount Hardware (4 ea)

"If you don't see it... Contact Us"

BioDynamics Ltd – 160 Terminal Dr. – Plainview, New York 11803 – www.BioDynamics.us

E-Mail: quote@BioDynamics.us Fax: 516.349.9229 - 866.659.2345 Voice: 516.777.2222 - 866.669.2345

© BioDynamics Ltd.2010. All rights reserved. Total or partial reproduction prohibited, except if used as a Reference of BioDynamics Products.

C 1.1.2.4.- BioDynamics' D.E.R.F., Spring Loaded, Dynamic Mounting Hardware

ACS

ACB

ACT

ACC

Model	Description
ACS	D.E.R.F. Dynamic Mounting Hardware for Seat: 2 ea. Spring loaded brackets, 2ea. L-Brackets w/4 holes, 2ea. J-Hooks w/ 1 counter sunk hole & 2ea. Horseshoe clamps for 1" Seat tubing
ACB	D.E.R.F. Dynamic Mounting Hardware for Back: 2 ea. Spring loaded brackets, 2ea. L-Brackets w/4 holes, 2ea. J-Hooks w/ 1 counter sunk hole & 2ea. Horseshoe clamps for 1" Seat tubing
ACT	D.E.R.F. Dynamic Mounting Hardware for Seat: 2 ea. Spring loaded brackets, 2ea. L-Brackets w/4 holes, 2ea. J-Hooks w/ 1 counter sunk hole & 2ea. Horseshoe clamps for 7/8" Seat tubing
ACC	D.E.R.F. Dynamic Mounting Hardware for Back: 2 ea. Spring loaded brackets, 2ea. L-Brackets w/4 holes, 2ea. J-Hooks w/ 1 counter sunk hole & 2ea. Horseshoe clamps for 7/8" Seat tubing

C 1.1.2.5.- Hinge Mechanism to attach Solid Seat to Solid Back

AAF

AAS

AAL

Model	Description
AAF	Hinged Seat to Back Bracket, Flush
AAS	Hinged Seat to Back Bracket, 1½" Offset (allows for growth tail)
AAL	Hinged Seat to Back Bracket, 3" Offset (allows for growth tail)

"If you don't see it... Contact Us"

BioDynamics Ltd – 160 Terminal Dr. – Plainview, New York 11803 – www.BioDynamics.us

E-Mail: quote@BioDynamics.us Fax: 516.349.9229 - 866.659.2345 Voice: 516.777.2222 - 866.669.2345

© BioDynamics Ltd.2010. All rights reserved. Total or partial reproduction prohibited, except if used as a Reference of BioDynamics Products.

C 1.2.- Mounting Hardware for Positioning Pads

C 1.2.1.- Mounting Hardware for Lateral Trunk Supports, Lateral Hip/Thigh Supports, Lateral Knee Supports and Medial Knee Supports

The mounting hardware for the Lateral Trunk Supports, Lateral Hip/Thigh Supports and the Lateral Knee Supports begin with a 90 degree spring steel bracket. This choice of material provides the tensile strength to support significant loads while allowing some flexibility to prevent fractures from occurring in the metal. The decision to oxy coat in black was so the brackets matched our attaching fasteners (nuts, bolts and washers) which are also black oxy coated stainless steel. This is done to improve the appearance of our finished product by having all brackets and fasteners blend in with the seating system.

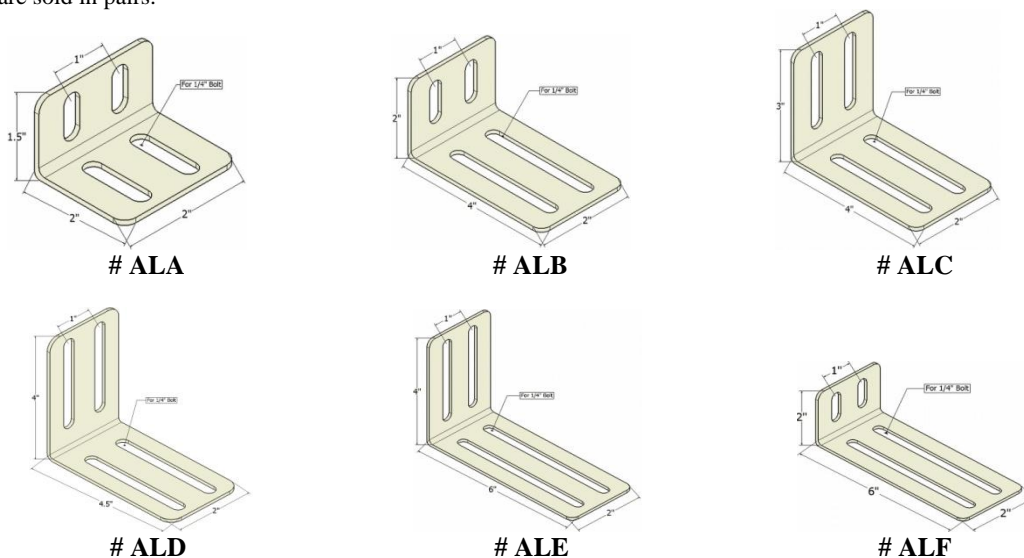
A choice of its configuration is necessary to ensure the Lateral, Hip or Knee pad will extend beyond the cushion sufficiently to allow the pad to provide the clinical benefit necessary.

Brackets are sold in pairs.

C 1.2.1.1.- Standard Mounting Hardware for Lateral Trunk Supports, Lateral Hip/Thigh Supports and Lateral Knee Supports

BioDynamics Standard Mounting Hardware for Lateral Trunk Supports, Lateral Hip/Thigh Supports and Lateral Knee Supports consist of a choice of 90 degree spring steel brackets.

Standard brackets are sold in pairs.



**Standard Mounting Hardware for Lateral Trunk Supports,
Lateral Hip/Thigh Supports and Lateral Knee Supports**

Model	Description	Dimension
ALA	2" by 1.5" Lateral Trunk, Lateral Hip/Thigh or Lateral Knee Bracket, pair, kit.	(2"x 1.5") by 2.5"wide
ALB	4" by 2" Lateral Trunk, Lateral Hip/Thigh or Lateral Knee Bracket, pair, kit.	(4"x 2") by 2.5"wide
ALC	4" by 3" Lateral Trunk, Lateral Hip/Thigh or Lateral Knee Bracket, pair kit.	(4"x 3") by 2.5"wide
ALD	4" by 4.5" Lateral Trunk, Lateral Hip/Thigh or Lateral Knee Bracket, pair, kit.	(4"x 4.5") by 2.5"wide
ALE	4" by 6" Lateral Trunk, Lateral Hip/Thigh or Lateral Knee Bracket, pair, kit.	(4"x 6") by 2.5"wide
ALF	6" by 2" Lateral Trunk, Lateral Hip/Thigh or Lateral Knee Bracket, pair, kit.	(6"x 2") by 2.5"wide
ALG	1"x2.5" Flange w/2ea.(1/4 X 20) Holes	2.5"long by 1"wide
ALH	1"x2.5" Flange w/2ea.(1/4") Holes	2.5"long by 1"wide

"If you don't see it... Contact Us"

BioDynamics Ltd – 160 Terminal Dr. – Plainview, New York 11803 – www.BioDynamics.us

E-Mail: quote@BioDynamics.us Fax: 516.349.9229 - 866.659.2345 Voice: 516.777.2222 - 866.669.2345

© BioDynamics Ltd.2010. All rights reserved. Total or partial reproduction prohibited, except if used as a Reference of BioDynamics Products.

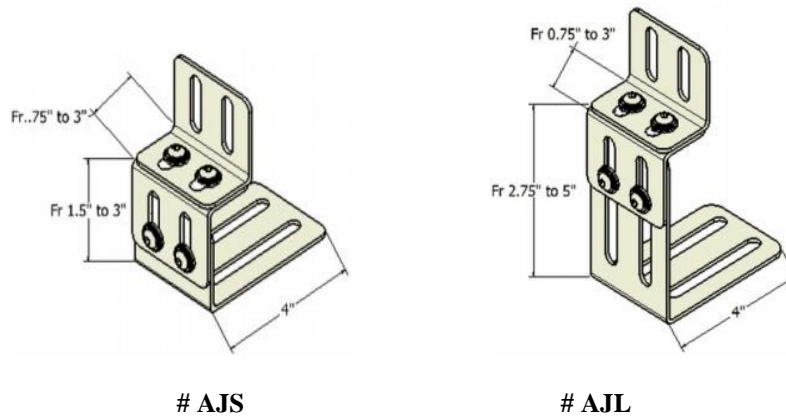
C 1.2.1.2.- Offset Mounting Hardware for Lateral Trunk Supports, Lateral Hip/Thigh Supports and Lateral Knee Supports

Offset hardware allows for the Lateral trunk, Lateral Hip/Thigh or Lateral Knee Pads to be positioned within the surface of a solid seat or a solid back. This typically allows for weight gain/loss or seasonal clothing.

When used on either the right or left side of a seat or back, the offset pad often helps to correct a flexible skeletal deformity or accommodate for a fixed skeletal deformity.

A choice of configuration is necessary to allow us to assemble the offset hardware to your specific needs (see drawings). Please note that our offset mounting hardware is fully adjustable and components may be rotated to achieve required dimensions.

Offset brackets are sold in pairs.



Offset Mounting Hardware for Lateral Trunk Supports, Lateral Hip/Thigh Supports and Lateral Knee Supports

Model	Description	Offsets
AJS	2ea.(4"x2") + 4ea.(1.5"x2") Adjustable Offset Bracket Kit for Lateral Trunk, Lateral Hip/Thigh or Lateral Knee Support	Offset Medially: 0.75" to 3" Offset Cushion: 1.5" to 3"
AJL	2ea.(4"x3") + 4ea.(1.5"x2") Adjustable Offset Bracket Kit for Lateral Trunk, Lateral Hip/Thigh or Lateral Knee Support	Offset Medially: 0.75" to 3" Offset Cushion: 2.75" to 5"

C 1.2.1.3.- Removable Mounting Hardware for Lateral Trunk Supports, Lateral Hip/Thigh Supports and Lateral Knee Supports

The removable hardware options for Lateral Trunk Pads, Lateral Hip/Thigh Pads, and Lateral Knee Pads allow for an easy transfer of the client whether they are a maximum assist or an independent transfer. The pad is removed by depressing a spring loaded button on the bracket. The pad is then easily removed.

The Winter Summer brackets for Lateral Trunk Supports allows for easy lateral adjustment of each pad. With the removal of a set screw on each bracket, the Lateral Trunk Support can be completely removed from the Solid Back Insert.

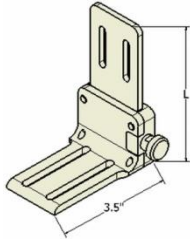
Removable brackets are sold in pairs.

"If you don't see it... Contact Us"

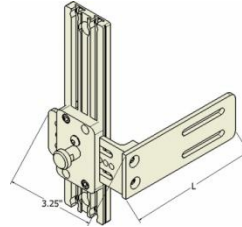
BioDynamics Ltd – 160 Terminal Dr. – Plainview, New York 11803 – www.BioDynamics.us

E-Mail: quote@BioDynamics.us Fax: 516.349.9229 - 866.659.2345 Voice: 516.777.2222 - 866.669.2345

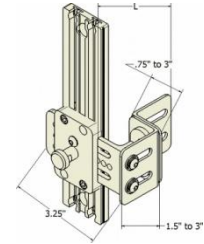
© BioDynamics Ltd.2010. All rights reserved. Total or partial reproduction prohibited, except if used as a Reference of BioDynamics Products.



ART to ARM



ARW to ARZ



AOW to AOZ

**Removable Mounting Hardware for Lateral Trunk Supports,
Lateral Hip/Thigh Supports and Lateral Knee Supports**

Model	Description	Size
ART	Removable Hardware for Lateral Knee Supports, kit, pair	Small
ARR	Removable Hardware for Lateral Knee Supports, kit, pair	Medium
ARS	Removable Hardware for Lateral Knee Supports, kit, pair	Large
ARH	Removable Hardware for Lateral Hip/Thigh Supports, kit, pair	Small
ARI	Removable Hardware for Lateral Hip/Thigh Supports, kit, pair	Medium
ARJ	Removable Hardware for Lateral Hip/Thigh Supports, kit, pair	Large
ARK	Removable Hardware for Lateral Trunk Supports, kit, pair	Small
ARL	Removable Hardware for Lateral Trunk Supports, kit, pair	Medium
ARM	Removable Hardware for Lateral Trunk Supports, kit, pair	Large
ARW	Winter Summer Hardware for Lateral Trunk Supports, kit, pair	Small
ARY	Winter Summer Hardware for Lateral Trunk Supports, kit, pair	Medium
ARZ	Winter Summer Hardware for Lateral Trunk Supports, kit, pair	Large
AOW	Offset Winter Summer Hardware for Lateral Trunk Supports, kit, pair	Small
AOY	Offset Winter Summer Hardware for Lateral Trunk Supports, kit, pair	Medium
AOZ	Offset Winter Summer Hardware for Lateral Trunk Supports, kit, pair	Large


C 1.2.1.4.- Single Knob and Quick Adjust Assembly for Mounting Hardware of Lateral Trunk Supports, Lateral Hip/Thigh Supports and Lateral Knee Supports

This single knob, quick adjust option can be ordered with all of our standard brackets that mount Lateral Trunk, Lateral Hip/Thigh, and Lateral Knee Pads. It offers the consumer/caretaker the ability to slide the pads inwards/outwards and up/down with the turn of a knob. We have found that this option accomplishes the same functionality as the conventional “winter-summer” brackets for a substantially lower cost.

Knob adjustable mechanisms are sold in pairs.



AKT



AKG

**Single Knob and Quick Adjust Assembly for Mounting Hardware of
Lateral Trunk Supports, Lateral Hip/Thigh Supports and Lateral Knee Supports**

Model	Description
AKT	Single Knob, Quick Adjust, Assembly to be mounted on a Track Hardware, (winter-summer effect), kit, pair
AKG	Single Knob, Quick Adjust, Assembly to be mounted on a 1/4" groove (1/2" thick), (winter-summer effect), kit, pair

“If you don’t see it... Contact Us”

BioDynamics Ltd – 160 Terminal Dr. – Plainview, New York 11803 – www.BioDynamics.us

E-Mail: quote@BioDynamics.us Fax: 516.349.9229 - 866.659.2345 Voice: 516.777.2222 - 866.669.2345

© BioDynamics Ltd.2010. All rights reserved. Total or partial reproduction prohibited, except if used as a Reference of BioDynamics Products.

C 1.2.1.5.- Rubber Coated Metal Straps for Lateral Hip/Thigh Supports, Lateral Knee Supports

BioDynamics' Rubber Coated Straps provide a very quick and easy means to secure Lateral Hip/Thigh/Thigh and Lateral Knee Pads to the armrest assembly of almost any wheelchair. Pads ordered with this mounting option are shipped with multiple t-nut inserts to ensure a problem free installation.

The Rubber Coated Straps are sold in sets of 4; 2 for each positioning pad.



Rubber Coated Metal Straps for Lateral Hip/Thigh Supports, Lateral Knee Supports

Model	Description
ATA	Rubber Coated Metal Straps for Lateral Hip/Thigh Supports or Lateral Knee Supports, kit of 4ea. for 1" tubing
ATB	Rubber Coated Metal Straps for Lateral Hip/Thigh Supports or Lateral Knee Supports, kit of 4ea. for 7/8" tubing
ATC	Rubber Coated Metal Straps for Lateral Hip/Thigh Supports or Lateral Knee Supports, kit of 4ea. for 3/4" tubing
ATD	Rubber Coated Metal Straps for Lateral Hip/Thigh Supports or Lateral Knee Supports, kit of 4ea. for 5/8" tubing

C 1.2.1.6.- Swing Away Hardware for Lateral Trunk Supports

The Swing Away option is available for Lateral Trunk Supports.. Typically used to effect a lateral transfer, the bracket swings the lateral pad 180 degrees out of position from its functional position to allow for an unencumbered lateral transfer.. Swing Away brackets also allow for the use of a contoured pad when necessary. A contoured pad must be swung away for either a front transfer or a lateral transfer.

The Swing Away feature is easily operated by depressing a spring loaded button on each bracket. When returned to its clinically beneficial position, the bracket will lock the pad in its proper place.

Swing Away brackets are sold in pairs.



AST to ASS



ASO to ASQ



ASW to ASZ



#ASI to ASK

Swing Away Hardware for Lateral Trunk Supports

Model	Description	Size
AST	Swing Away Hardware for Lateral Trunk Supports, kit, pair	Small
ASR	Swing Away Hardware for Lateral Trunk Supports, kit, pair	Medium
ASS	Swing Away Hardware for Lateral Trunk Supports, kit, pair	Large
ASO	Offset Swing Away Hardware for Lateral Trunk Supports, kit, pair	Small
ASP	Offset Swing Away Hardware for Lateral Trunk Supports, kit, pair	Medium
ASQ	Offset Swing Away Hardware for Lateral Trunk Supports, kit, pair	Large
ASW	Swing Away with Winter Summer Hardware for Lateral Trunk Supports, kit, pair	Small
ASY	Swing Away with Winter Summer Hardware for Lateral Trunk Supports, kit, pair	Medium
ASZ	Swing Away with Winter Summer Hardware for Lateral Trunk Supports, kit, pair	Large
ASI	Offset Swing Away with Winter Summer Hardware for Lateral Trunk Supports, kit, pair	Small
ASJ	Offset Swing Away with Winter Summer Hardware for Lateral Trunk Supports, kit, pair	Medium
ASK	Offset Swing Away with Winter Summer Hardware for Lateral Trunk Supports, kit, pair	Large

"If you don't see it... Contact Us"

BioDynamics Ltd – 160 Terminal Dr. – Plainview, New York 11803 – www.BioDynamics.us

E-Mail: quote@BioDynamics.us Fax: 516.349.9229 - 866.659.2345 Voice: 516.777.2222 - 866.669.2345

© BioDynamics Ltd.2010. All rights reserved. Total or partial reproduction prohibited, except if used as a Reference of BioDynamics Products.

C 1.2.1.7.- Hardware for Medial Knee Supports

All hardware options for mounting a medial knee support pad enable the pad to be moved to allow a smooth transfer of the client. Two main options are offered:


- The Flip Down Bracket for the Medial Knee Support allows the Medial Support Pad to be swung completely under the solid seat to enable a transfer. This Flip Down feature is activated by depressing a spring loaded button on the bracket.
- The removable hardware for the Medial Knee Support allows for the complete removal of the Medial Knee Support to affect a transfer. To remove the pad, the caretaker must unscrew a knob on the underside of the solid seat and the pad will remove. We provide a tether strap to ensure the Medial Knee Pad does not leave the chair during removal.



FMS



RMS



FRS

Hardware for Medial Knee Supports

Model	Description	Size
FMS	Flip Down Hardware for Medial Knee Support	Small
FMM	Flip Down Hardware for Medial Knee Support	Medium
FML	Flip Down Hardware for Medial Knee Support	Large
RMS	Removable Hardware for Medial Knee Support	Small
RMM	Removable Hardware for Medial Knee Support	Medium
RML	Removable Hardware for Medial Knee Support	Large
FRS	Flip Down and Removable Hardware for Medial Knee Support	Small
FRM	Flip Down and Removable Hardware for Medial Knee Support	Medium
FRL	Flip Down and Removable Hardware for Medial Knee Support	Large

C 1.2.1.8.- Hardware for Round Lateral Knee Supports

The Round Shaped Lateral Knee Support Pads are commonly mounted to the tubing of the footrests or to the side frame of chair. We offer a comprehensive selection of standard mounting hardware for these pads.



ATM



ATO



ATQ

Hardware for Round Lateral Knee Supports

Model	Description
ATM	Rubber Coated Metal Straps for Lateral Knee Supports, kit of 2ea. for 1" tubing
ATN	Rubber Coated Metal Straps for Lateral Knee Supports, kit of 2ea. for 7/8" tubing
ATO	Rubber Coated Metal Straps for Lateral Knee Supports, kit of 2ea. for 1" tubing and 2ea. Bracket HJJ
ATP	Rubber Coated Metal Straps for Lateral Knee Supports, kit of 2ea. for 7/8" tubing and 2ea. Bracket HJJ
ATQ	2ea. (1/4"x20) 1.75" Bottom Head Bolt (mounts to the pivot point of ELR's)
ATR	2ea. (5/16"x20) 1.75" Bottom Head Bolt (mounts to the pivot point of ELR's)

"If you don't see it... Contact Us"

BioDynamics Ltd – 160 Terminal Dr. – Plainview, New York 11803 – www.BioDynamics.us

E-Mail: quote@BioDynamics.us Fax: 516.349.9229 - 866.659.2345 Voice: 516.777.2222 - 866.669.2345

© BioDynamics Ltd.2010. All rights reserved. Total or partial reproduction prohibited, except if used as a Reference of BioDynamics Products.

C 1.2.1.9.- Tracks for Mounting Positioning Pad Hardware

Our tracks are all made from a durable aluminum material. Each track contains two channels for additional strength when mounting positioning accessories. All tracks are anodized in black to blend in with all other mounting hardware.

Our part number QTD, below, are the T-Nuts to be inserted in the channel of the tracks to accept positioning mounting hardware.



TRA



QTD

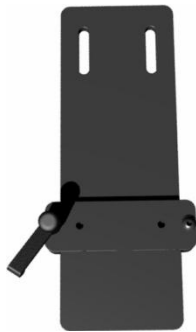
Tracks for Mounting Positioning Pad Hardware

Model	Description
TRA	Aluminum, Dual Channel, Black Track, 3"
TRB	Aluminum, Dual Channel, Black Track, 5"
TRC	Aluminum, Dual Channel, Black Track, 7"
TRD	Aluminum, Dual Channel, Black Track, 9"
TRE	Aluminum, Dual Channel, Black Track, 11"
TRF	Aluminum, Dual Channel, Black Track, 13"
QTD	¼"x20 No-Prong, flat base, Steel T-Nut, (Used in Tracks), pkg of 4

C 1.3.- Headrest Hardware

BioDynamics offers a variety of mounting options for headrest pads.

C 1.3.1.- Headrest Support Mounting Hardware



#HIB



#HID



#HIC



#HIE

Model	Description
HIB	Removable Extension Headrest Hardware
HID	Removable Height and Depth Adjustable Hardware
HIC	Removable Height, Depth and Angle Adjustable Hardware
HIE	Flip-Down, Height, Depth and Angle Adjustable Hardware
HIX	Custom Hardware

"If you don't see it... Contact Us"

BioDynamics Ltd – 160 Terminal Dr. – Plainview, New York 11803 – www.BioDynamics.us

E-Mail: quote@BioDynamics.us Fax: 516.349.9229 - 866.659.2345 Voice: 516.777.2222 - 866.669.2345

© BioDynamics Ltd.2010. All rights reserved. Total or partial reproduction prohibited, except if used as a Reference of BioDynamics Products.